

Subject #2: Composition and Communication

Project #32: Color my Grammar (in MS Word). Students type several sentences in MS Word. Use the font color palette to label parts of speech, i.e., blue for subject, red for verb. You can use sentences from a book they're reading in class, spelling words they're working on, or a teacher hand-out. Makes grammar fun.


Higher-order thinking skills	Technology-specific:	Subject Area/ Learning-specific	Standard: NETS-S
<i>Analyzing, understanding, evaluating</i>	<i>Tools and toolbars,</i>	<i>grammar</i>	<i>4.c, 6.a</i>

Grade level: 3-8
 Prior knowledge: Introduction to MS Word, comfort-level with keyboarding
 Time required: 30 minutes
 Software required: MS Word
 Vocabulary: noun, verb, adjective, adverb, pronoun, conjunction, prepositional phrase

Lesson Description

- This is a fun way for students to recognize parts of speech.
- Traditional grammar classifies words into eight categories. You can use as many or as few as works for your grammar program.
- You can use a paragraph from a textbook, from fiction they're reading in class, or one of their choice.

Computer Activity

- Open MS Word. Have students type a paragraph you've selected. Use font size 18.
- Have them mark parts of speech with the highlighter tool () according to the legend on the next page.

- Have students work in pairs and check each other's work.
- When finished, have them add a legend with each color and what it stands for at the bottom
- Print; save to student network folder; save-as to flash drive as a back-up

Extensions

- Turn this around. Pass out a sheet where you have highlighted words in colors and have students identify what part of speech they are. For example, what are the grey words on the next page?

Troubleshooting Tips

- *I can't get the highlighter to work (two ways: 1) double-click the word and select the color from the highlighter, or, 2) select the highlighter color and then paint over the word.*
 - *My document disappeared (check the taskbar. Did it fall asleep?)*

Noun

Adverb

Adjective

Pronoun

Prepositional phrase


Conjunction


Verb

Type sentences in MS Word. Use font color palette and clearly label parts of speech—yellow for noun, green for verb, red for adjective, blue for adverb, pink for pronoun, and purple for prepositional phrases. You can carefully use sentences from a book you're reading in class or spelling words you're working on.

 = noun

 = verb

 = adjective

 = adverb

 = pronoun

 = prepositional phrases